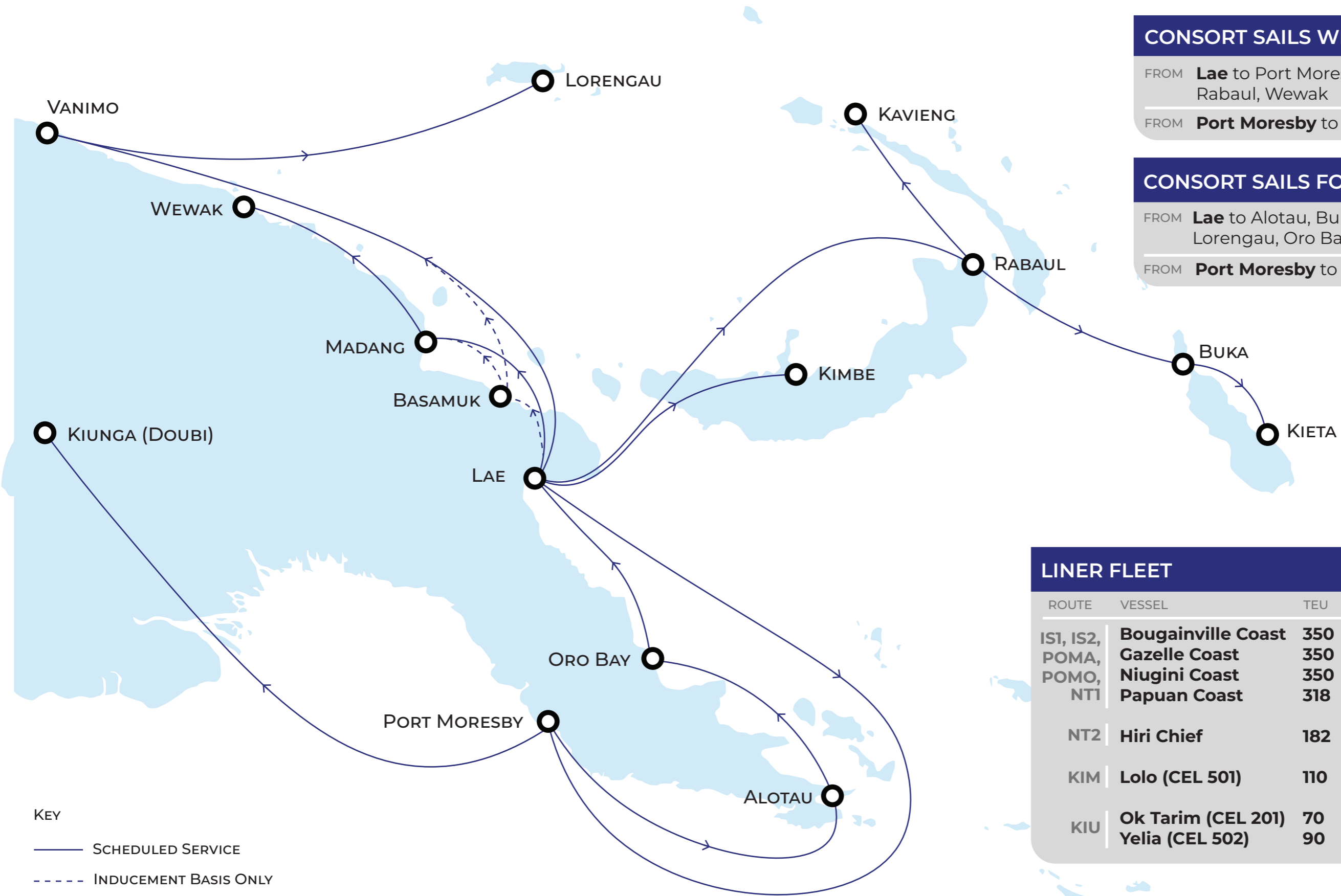




CONSORT
EXPRESS LINES

Connectivity all across Papua New Guinea

LINER SERVICE - ALL ROUTES



KEY
 — SCHEDULED SERVICE
 - - - INDUCEMENT BASIS ONLY

CONSORT SAILS WEEKLY

FROM **Lae** to Port Moresby, Kimbe, Madang, Rabaul, Wewak
 FROM **Port Moresby** to Lae, Kiunga (Doubi)

CONSORT SAILS FORTNIGHTLY

FROM **Lae** to Alotau, Buka, Kavieng, Kieta, Lorengau, Oro Bay, Vanimo
 FROM **Port Moresby** to Alotau, Oro Bay

LINER FLEET

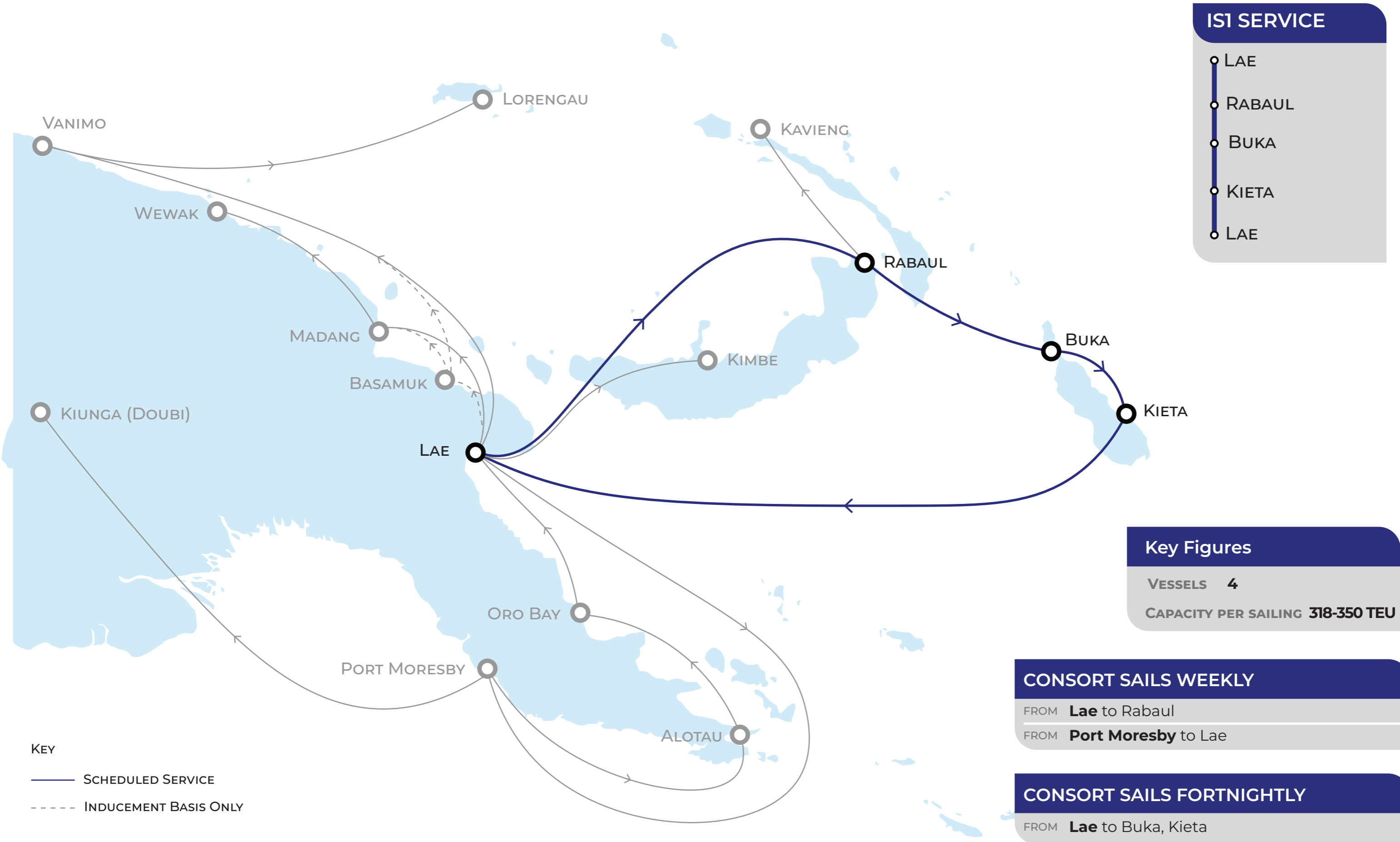
ROUTE	VESSEL	TEU	TYPE	GEARED
ISI, IS2, POMA, POMO, NT1	Bougainville Coast	350	Container	2 cranes
	Gazelle Coast	350	Container	2 cranes
	Niugini Coast	350	Container	2 cranes
	Papuan Coast	318	Container	2 cranes
NT2	Hiri Chief	182	Container	1 crane
KIM	Lolo (CEL 501)	110	Tug & barge	-
KIU	Ok Tarim (CEL 201)	70	Tug & barge	-
	Yelia (CEL 502)	90	Tug & barge	-



CONSORT
EXPRESS LINES

Connecting Lae to the New Guinea Islands and Bougainville

ISLANDS 1 (ISI) SERVICE

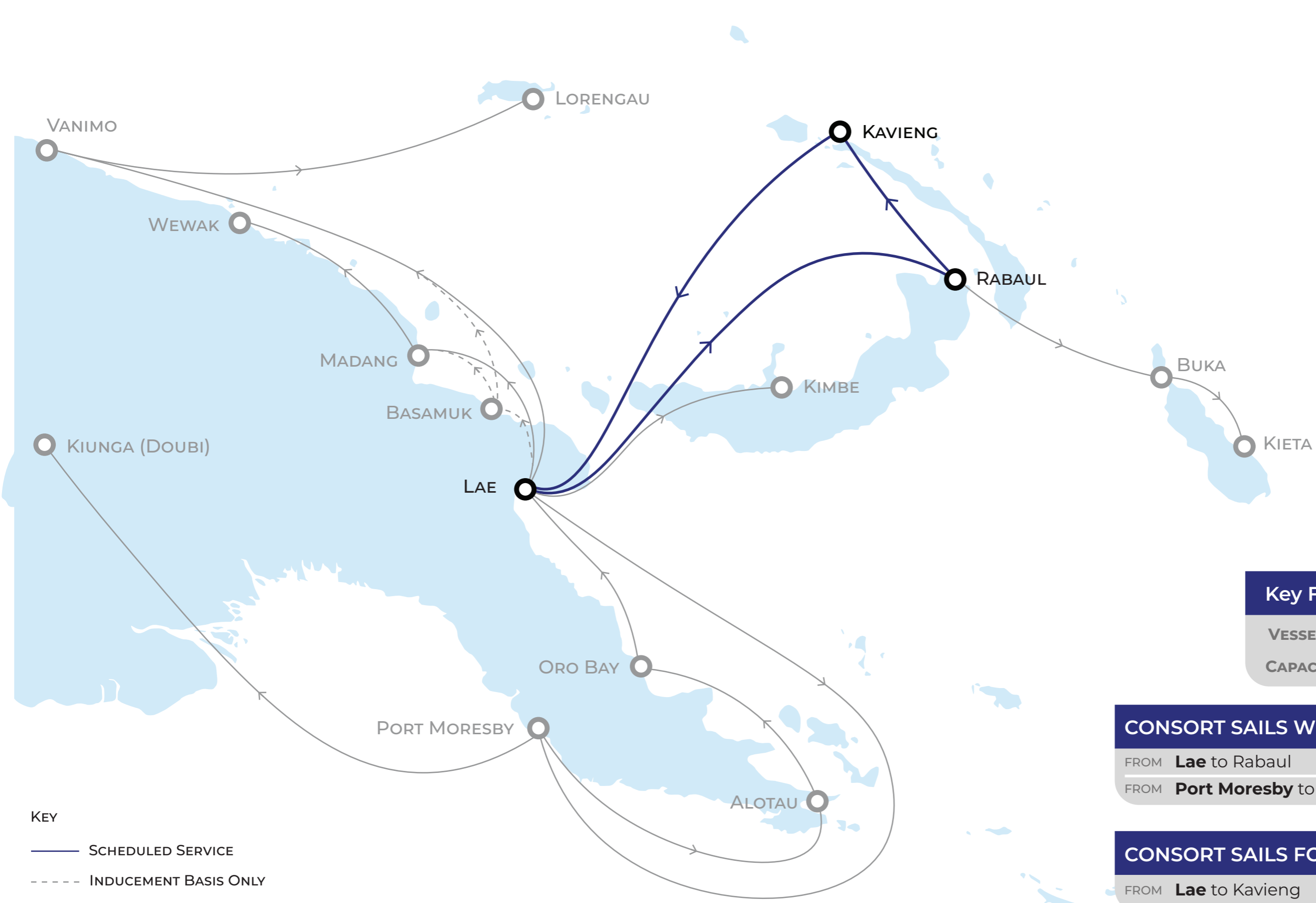




CONSORT
EXPRESS LINES

Connecting Lae to the New Guinea Islands

ISLANDS 2 (IS2) SERVICE



KEY

———— SCHEDULED SERVICE

----- INDUCEMENT BASIS ONLY

IS2 SERVICE

- LAE
- RABAU
- KAVIENG
- LAE

Key Figures

VESSELS **4**

CAPACITY PER SAILING **318-350 TEU**

CONSORT SAILS WEEKLY

FROM **Lae** to Rabaul

FROM **Port Moresby** to Lae

CONSORT SAILS FORTNIGHTLY

FROM **Lae** to Kavieng



CONSORT
EXPRESS LINES

Connecting Lae to Kimbe

KIMBE (KIM) SERVICE



KIM SERVICE

- LAE
- KIMBE
- LAE

Key Figures

VESSELS **1**

CAPACITY PER SAILING **110 TEU**

CONSORT SAILS WEEKLY

FROM **Lae** to Kimbe, Port Moresby

FROM **Port Moresby** to Lae

KEY

—— SCHEDULED SERVICE

----- INDUCEMENT BASIS ONLY



CONSORT
EXPRESS LINES

Connecting Port Moresby to Kiunga

KIUNGA (KIU) SERVICE



KIU SERVICE

- PORT MORESBY
- KIUNGA (DOUBI)
- PORT MORESBY

Key Figures

VESSELS **2**

CAPACITY PER SAILING **70-90 TEU**

CONSORT SAILS WEEKLY

FROM **Lae** to Port Moresby

FROM **Port Moresby** to Kiunga (Doubi), Lae

KEY

—— SCHEDULED SERVICE

----- INDUCEMENT BASIS ONLY



CONSORT
EXPRESS LINES

Connecting Lae to Madang and Wewak

NORTHERN 1 (NT1) SERVICE



KEY
—— SCHEDULED SERVICE
- - - - INDUCEMENT BASIS ONLY

NT1 SERVICE

- LAE
- BASAMUK*
- MADANG
- WEWAK
- LAE

*BASAMUK CALLS ARE ON INDUCEMENT BASIS ONLY.

Key Figures

VESSELS **1**
CAPACITY PER SAILING **350 TEU**

CONSORT SAILS WEEKLY

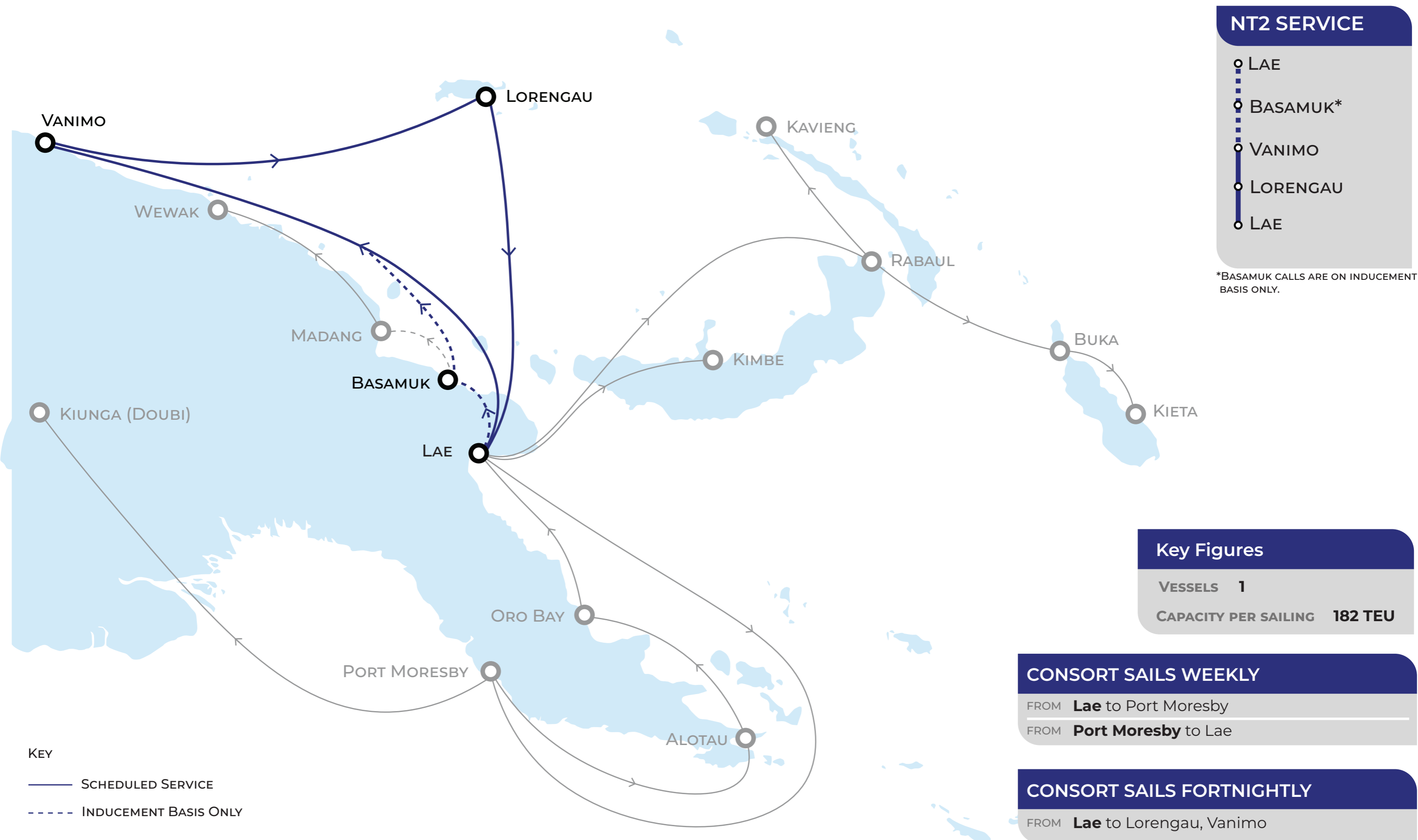
FROM **Lae** to Port Moresby, Madang, Wewak
FROM **Port Moresby** to Lae



CONSORT
EXPRESS LINES

Connecting Lae to Vanimo and Lorengau

NORTHERN 2 (NT2) SERVICE





CONSORT
EXPRESS LINES

Connecting Port Moresby to Alotau and Lae

PORT MORESBY A (POMA) SERVICE



POMA SERVICE

- PORT MORESBY
- ALOTAU
- LAE
- PORT MORESBY

Key Figures

VESSELS 4

CAPACITY PER SAILING 318-350 TEU

CONSORT SAILS WEEKLY

FROM **Lae** to Port Moresby

FROM **Port Moresby** to Lae

CONSORT SAILS FORTNIGHTLY

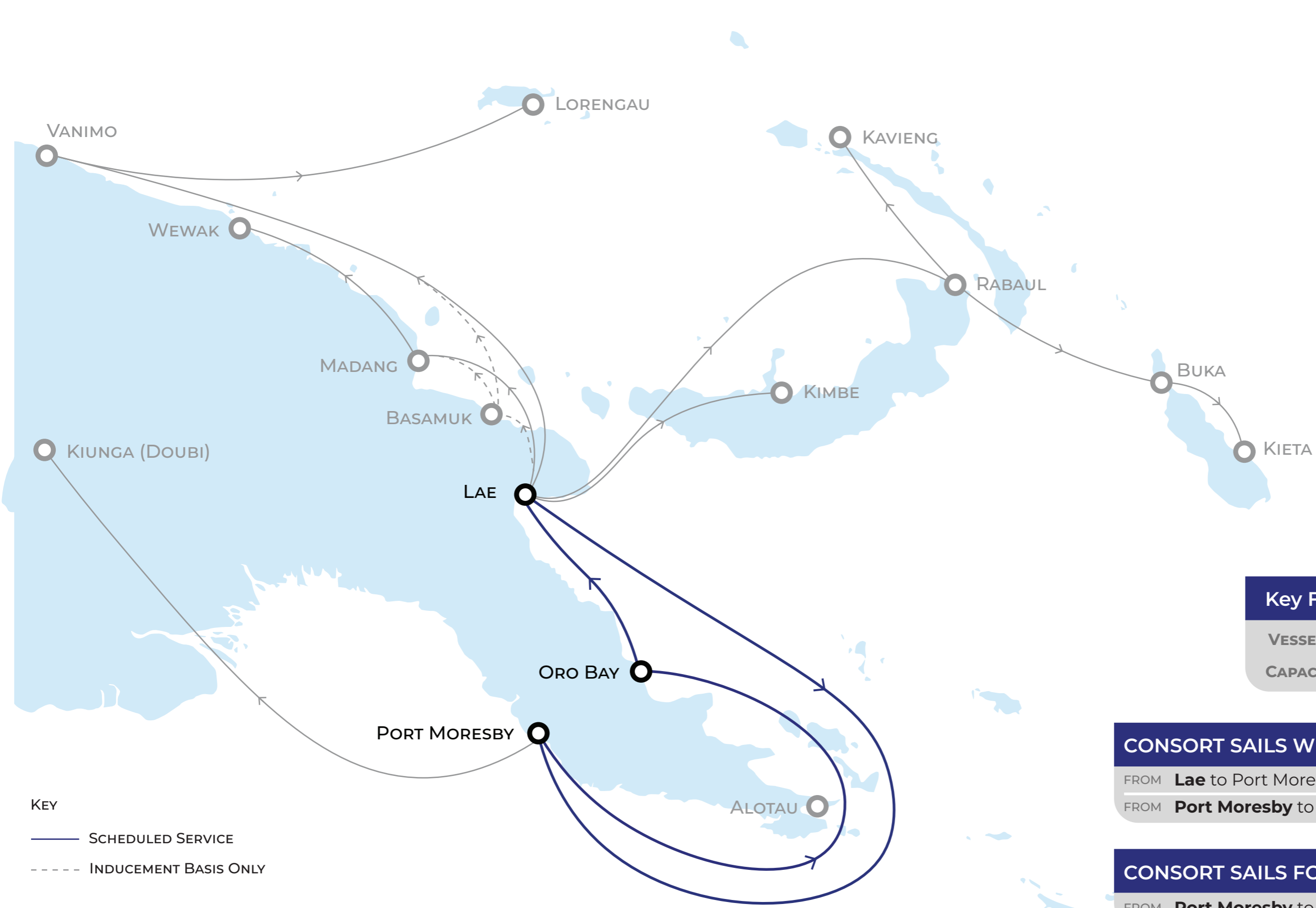
FROM **Port Moresby** to Alotau



CONSORT
EXPRESS LINES

Connecting Port Moresby to Oro Bay and Lae

PORT MORESBY O (POMO) SERVICE



KEY
—— SCHEDULED SERVICE
- - - - INDUCEMENT BASIS ONLY

POMO SERVICE

- PORT MORESBY
- ORO BAY
- LAE
- PORT MORESBY

Key Figures

VESSELS **4**

CAPACITY PER SAILING **318-350 TEU**

CONSORT SAILS WEEKLY

FROM **Lae** to Port Moresby

FROM **Port Moresby** to Lae

CONSORT SAILS FORTNIGHTLY

FROM **Port Moresby** to Oro Bay